

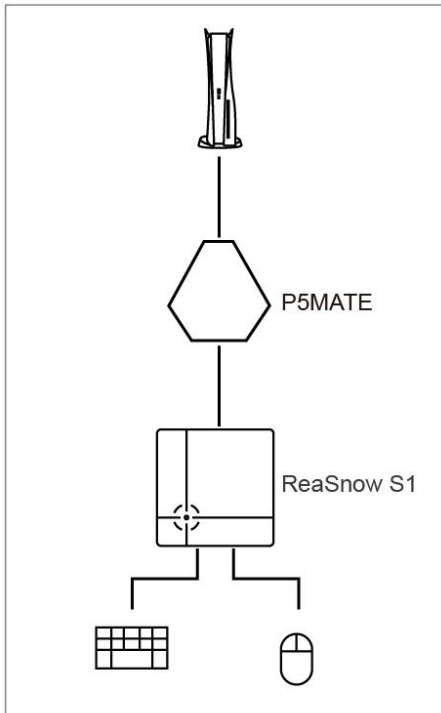
Workarounds for using mouse and keyboard on PS5

Due to some reasons, the support for PS5 will not be like what it is for PS4 and other game consoles, PS5 controller can't be used as the authentication controller directly,

But here are some workarounds that can help us:

Option 1:P5MATE

Support all PS4 and PS5 games(No expert mode steering wheel support)



Step 1: Update S1's firmware to V5.6.177 or later

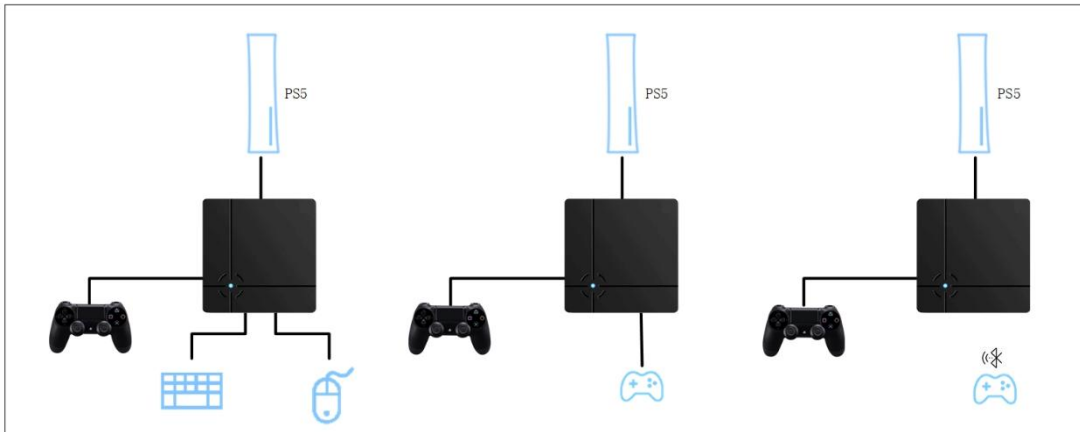
Step 2: Set Bootmode = PS5(P5MATE) with ReaSnow Firmware Tool

Step 3: Enable USB communication on PS5

Settings -Accessories - Controllers - Communication Method - "Use USB cable"

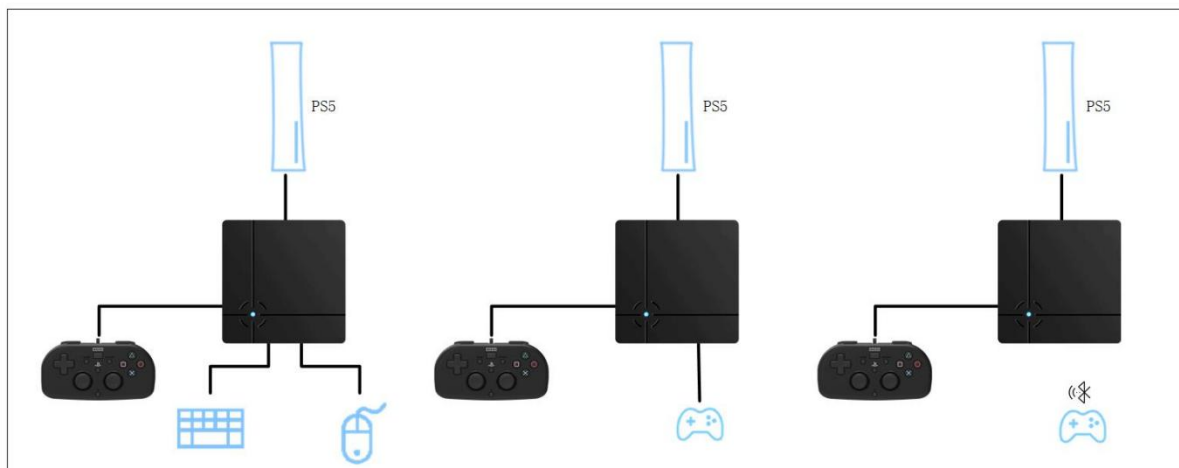
Option 2: PS4 Pro/Slim controller

PS4 games only(No expert mode steering wheel support)



Option 3: 3rd-Party Controller(Partial Support)

Support all PS4 and some limited PS5 games before Aug 2021(**Expert mode steering wheel support**)



If a suitable 3rd-party controller is connected to USB1 of ReaSnow S1, it can work as the authentication controller for PS5 and let you play games on PS5.

Here is a list for all the 3rd-party controllers which have been tested:

Hori Wired Mini Gamepad (PS4)

Horipad FPS plus (PS4 Mode)

Razer Raiju(USB Mode)

Hori Tactical Assault Commander 4(PS4)

Hori Tactical Assault Commander M1(PS4)

Scuf Vantage

Nacon Revolution Pro V3

Astro C40

Adaptors which can also work as an authentication controller:

MayFlash Magic-S

MayFlash Magic-S Pro

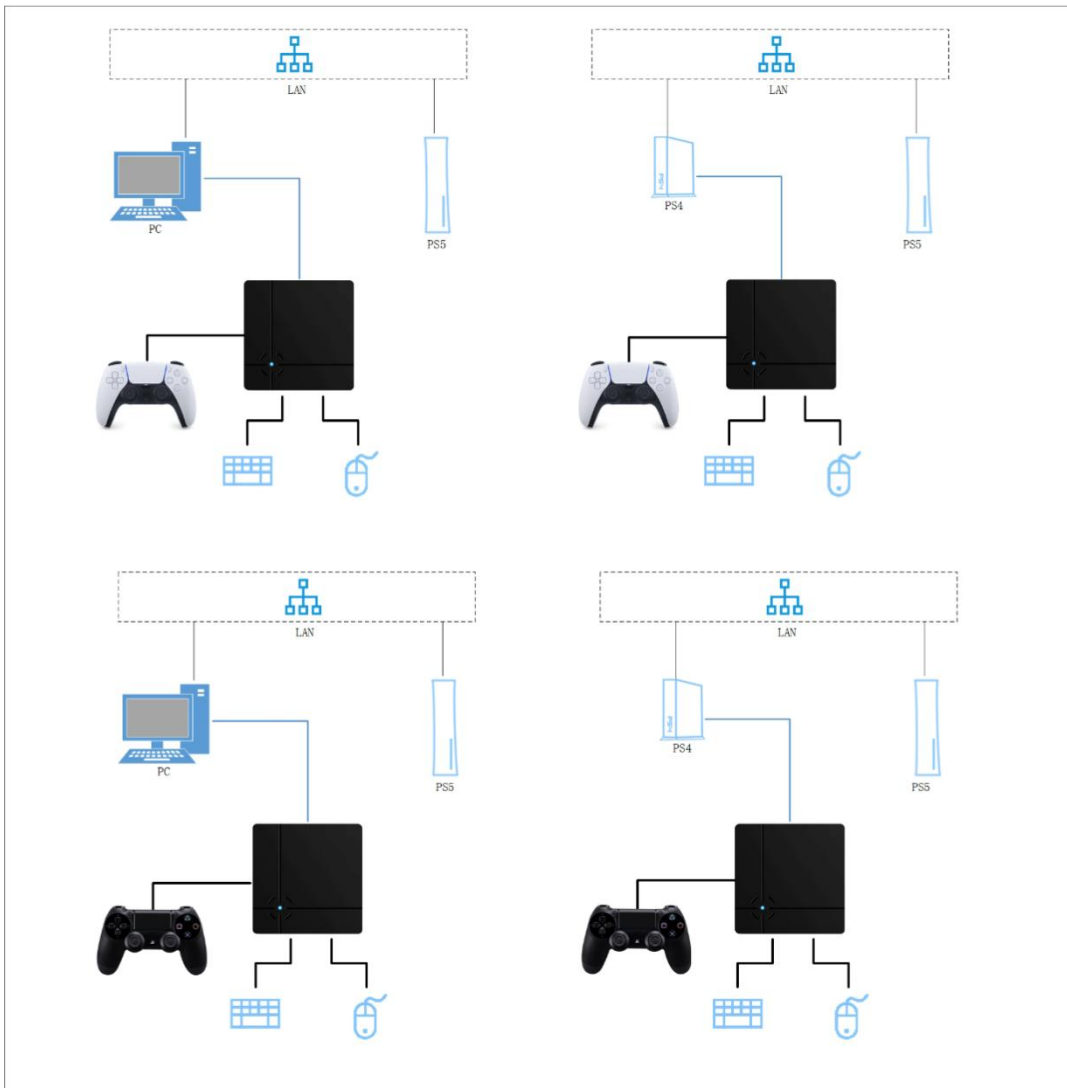
Coov P5booter

JYS P4135(PS5 mode)

Since the PS5 system update in Aug 2021, the support for PS5 console with this option has been turned into a partial one, new PS5 version games will not be supported.

Option 4: PS Remote Play

All PS4 and PS5 games(No expert mode steering wheel support)



Appendix 1: Instructions for Option 4

Step 1: Set up your PS5 console

From the home screen, select [Settings] > [System] > [Remote Play], and then turn on [Enable Remote Play].

Step 2: Connect ReaSnow S1 to PC/PS4.

Download and upgrade firmware and APP to the latest versions,

Firmware >= 5.4.31

APP >= 1.4.1

1. connect PS5 controller(DualSense) or PS4 controller, keyboard and mouse to ReaSnow S1
2. then connect ReaSnow S1 to PC/PS4.
3. add a config in ReaSnow S1

Step 3: Install and Run "PS Remote Play"

PC:

Install "PS Remote Play" from its official website:

https://remoteplay.dl.playstation.net/remoteplay/lang/en/ps5_win.html

PS4:

Run "PS5 Remote Play" on home screen directly

Some Tips:

1. Login PS Remote Play with the same PSN ID which is used for your PS5 console.
2. You can use PS5 monitor directly for playing games, just turn off your PC monitor, or minimize Remote Play's window.
3. Connecting PS5 and your PC or PS4 to the same router or network switch using Ethernet cables will bring much better experience for you, better video quality and less latency